



Case study: Regione Emilia-Romagna

ALMOST 10 YEARS WITH MATOMO

4.5 million residents

22 km² area

*1 of the most developed in EU **

INTRODUCING REGIONE EMILIA-ROMAGNA

*(WIKIPEDIA-EN SOURCE)

Food in Emilia-Romagna

Parmigiano Reggiano

Prosciutto di Parma

Mortadella di Bologna

Aceto Balsamico di Modena

...



Motorsports in Emilia-Romagna

Ferrari

Lamborghini

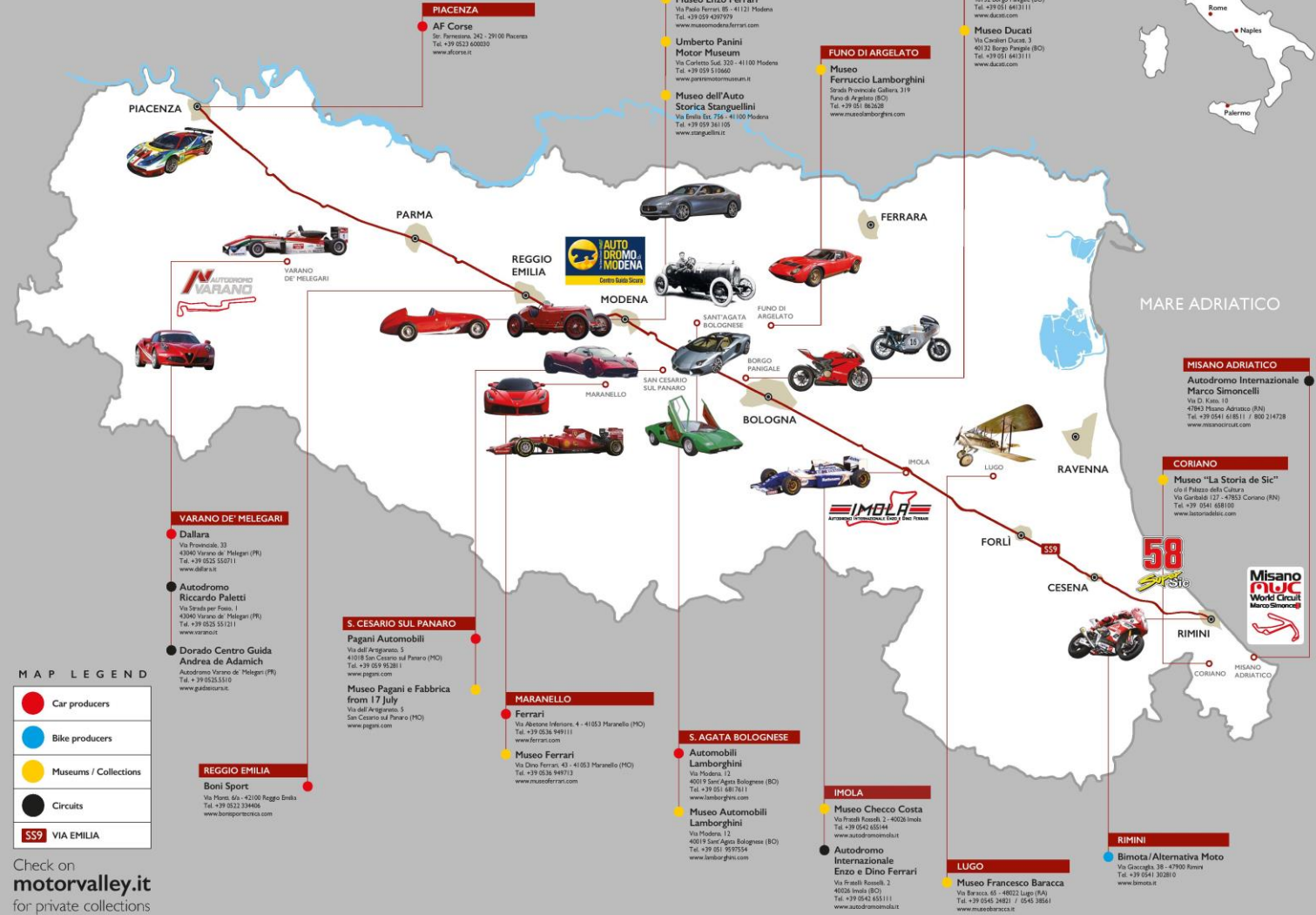
Ducati

Gran Prix of Made in Italy

Misano circuit

Imola circuit

EMILIA ROMAGNA



Check on motorvalley.it for private collections

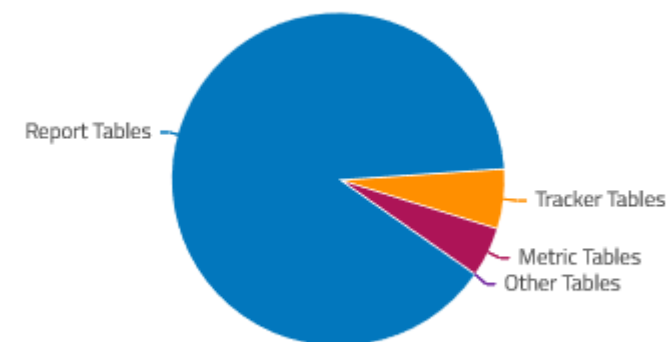
Almost 10 years measuring web analytics with Matomo

*Since 2013, we're
monitoring 145 websites
managed by 214 users*

Database size > 100 Gb



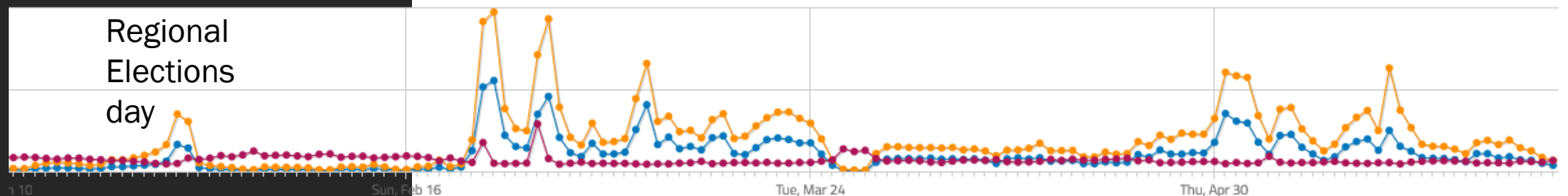
Migrated from «logs analytics»
to real web analytics.
Always caring of visitor's
privacy from the first day.
Also before the GDPR rules.



International emergency in web analytics

In 2020 we doubled the normal amount of traffic.

People was looking for updated social informations sourced by the administration

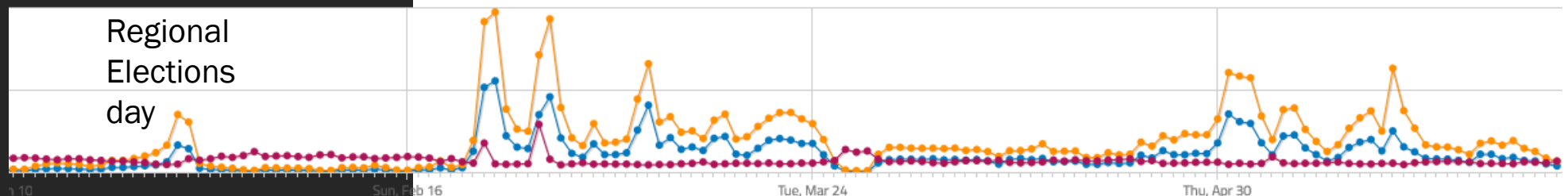
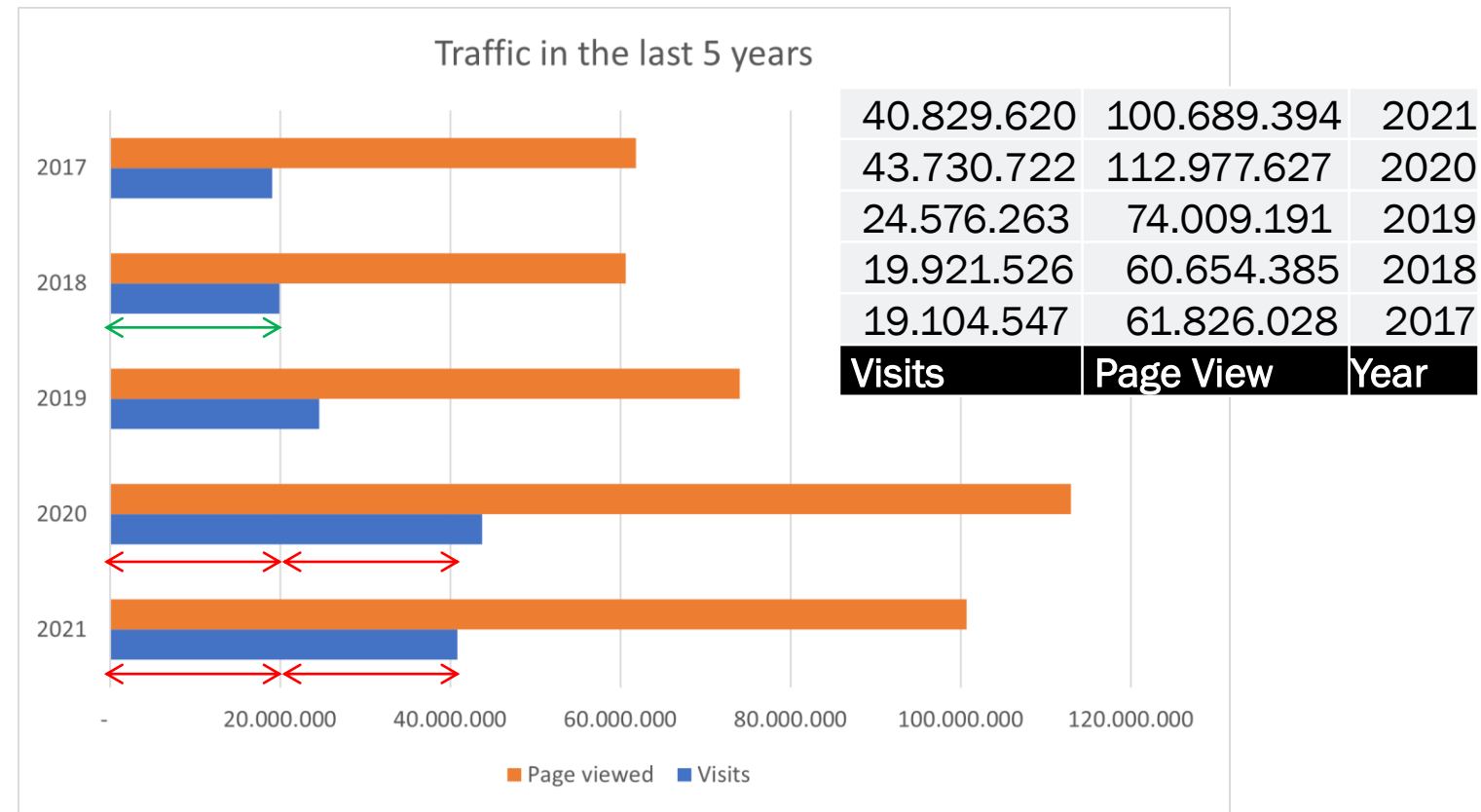


01 feb 20 -> 01 may 20

International emergency in web analytics

In 2020 we doubled the normal amount of traffic.

People was looking for updated social informations sourced by the administration

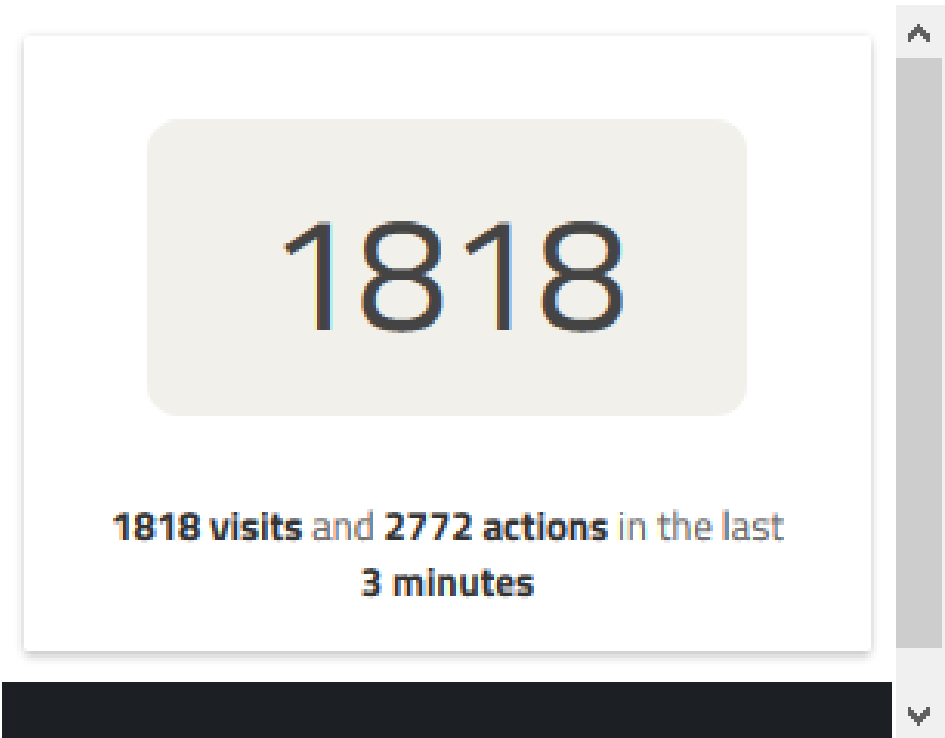


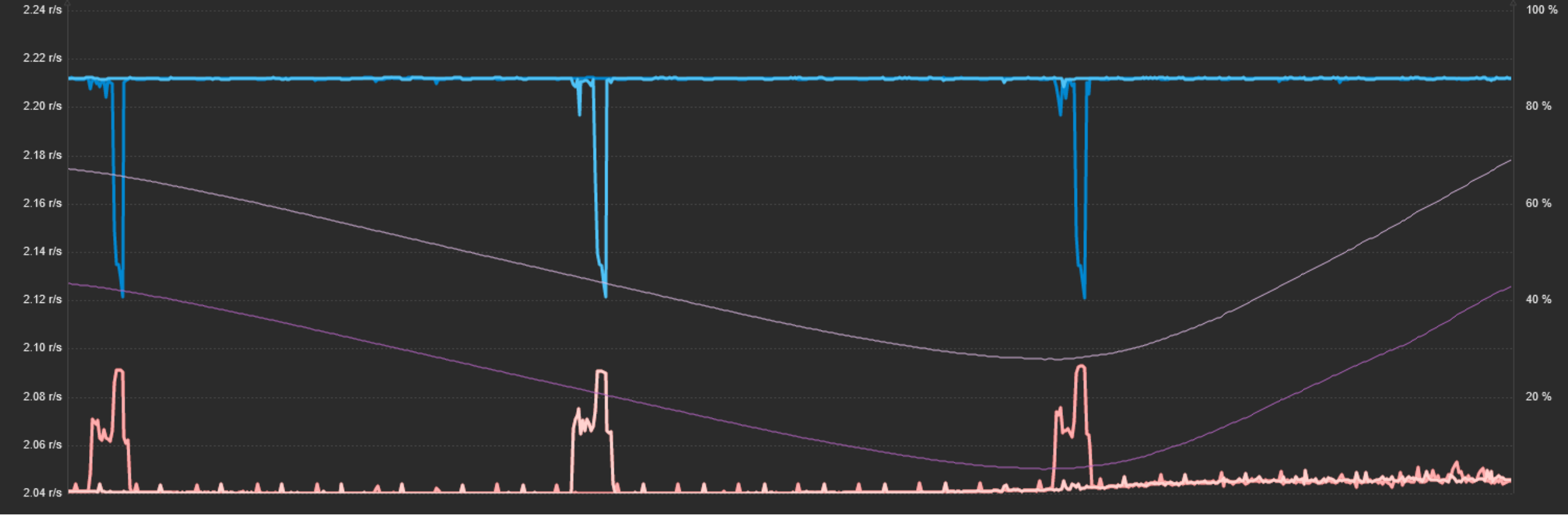
01 feb 20 -> 01 may 20

International emergency in web analytics

In 2020 we doubled the normal amount of traffic.

People was looking for updated social informations sourced by the administration





Both virtual machine usage graph in the last 12 hours: % Memory usage, % CPU usage, average requests per second

About performances

Our configuration is made of two virtual machines running twin balanced instances (until now).

We're planning to optimize the setup launching containers on the cloud in the next year, then enabling queued tracking.



Plugins development

RerIntranet Subnetwork & RerUserDates

Rer Intranet Subnetwork

A Matomo Plugin

This report displays visits and pageview coming from IP addresses you configured as intranet

Configurable by interface settings

Intranet Subnetwork

| SUBNETWORK NAME | ▼ % VISITS | UNIQUE VISITORS |
|-----------------|------------|-----------------|
| WWW | 95.5% | 32,973 |
| Intranet | 4.5% | 1,373 |

< 1-2 of 2 >

Rer User Dates


A Matomo Plugin that hides custom date range selection in calendar for regular users and avoids to set dynamic ranges as default value in their personal profile.

Configurable by interface settings

User settings

| | | |
|--------------------------------|--|---|
| Username | <input type="text" value="luca"/> | <i>Your username cannot be changed.</i> |
| Alias | <input type="text" value="Luca"/> | |
| Email | <input type="text" value="user@example.com"/> | |
| Language | <input type="text" value="English"/> | |
| Report to load by default | <input type="radio"/> All Websites dashboard <input checked="" type="radio"/> Dashboard for a specific website | <input type="text" value="NAME2"/> |
| Report date to load by default | <input type="radio"/> Today <input checked="" type="radio"/> Yesterday <input type="radio"/> Current Week <input type="radio"/> Current Month <input type="radio"/> Current Year | |
| Change password | <input type="text"/> | <i>If you would like to change the password type a new one. Otherwise leave this blank.</i> |
| | <input type="text"/> | <i>Type your new password again.</i> |

Save



Our contribute back to the community

Our contribute back to the community

We actively contribute to Matomo development by Github interaction

- Issues
- Pull request

Italian forum moderation

The image shows a composite view of Matomo community contributions. On the left, a dark-themed GitHub repository view displays several pull requests and issues, including 'Fixes some date comparison issues', '15583 backport', 'Removing piwik composer deprecations', 'Improving SR rea...', 'I9148 user menu', 'Merging menuite...', 'Adding role menu...', and 'Ticket 4912 (User...'. On the right, a screenshot of the Matomo forum shows the 'matomo' header with 'Support Plans', a search icon, and a user profile. Below the header, there are filters for 'Supporto in italiano (Italian)', 'tutte le etichette', 'Recenti', and 'Popolari', along with a '+ Nuovo Argomento' button. The main content is a table of forum threads:

| Argomento | Risposte | Visite | Attività |
|---|----------|--------|----------|
| Agid Web Analytics Italia news | 5 | 494 | 4 giu |
| Scaricare i dati per analizzarli | 3 | 129 | 24 mag |
| Come rimuovere Matomo? | 3 | 169 | 15 mar |
| Matomo su Synology DS720+ | 3 | 211 | dic '20 |
| Unable to import logs format with import_logs.py | 2 | 240 | nov '20 |
| Errore: Matomo è già installato. Original error was "Mysql prepare error: Table '...'". Torna indietro a Matomo | 8 | 270 | set '20 |
| Registrato sul server non visualizzo dati | 3 | 299 | lug '20 |
| Risultati errati quando uso la dimensione periodo (date range) | 3 | 318 | mag '20 |

Github: @RegioneER
<https://github.com/RegioneER>

Contacts: @tassoman

Thanks for your time!